



Exercise 8: Thresholds

Beginners FLUKA Course

Exercise 8: Thresholds

First part

Aim: “see” the effect of different threshold settings

- Easier with thin layers and with interfaces between strongly different materials → change the layout
- Observables:
 - Dose deposition
 - Fluence of backscattered electrons
- Practice also with preprocessor directives in the input file

Exercise 8: Thresholds

Instructions: changes to the geometry/beam

- Create a folder called ex8, download the solution of ex5 (only ex5.inp) from the website, rename it to ex8.inp and open it in *flair*
- Change the beam into 10 MeV electrons beam (hint: use #define PROTON)
- Change the beam size to a circular one with 2 mm radius
- Change the target 3 layers thickness to 50 microns each
- Change the target radius to 5 mm
- Change the surrounding air into Vacuum
- Change the materials of the region *TARGS2* to Lead.
- Change the material of region *TARGS3* to Aluminum
(i.e.: target is made of H₂O – Pb – Al)

Exercise 8: Thresholds

Instructions : general settings

- thin layers and low thresholds → need for high tracking precision
- set PRECISIO as default
- Switch on single scattering at boundaries (find how..)

Instructions: prepare a set of different thresholds, using “#define”

- Define 3 preprocessor variables, e.g.: HI-THR , LOW-THR, VLOW-THR
- Use EMFCUT and DELTARAY cards to set threshold in all materials:
 - #if HI-THR
 - ◆ Electrons: 1 MeV kinetic energy
 - ◆ Photons: 5 keV
 - #elif LOW-THR
 - ◆ Electrons: energy corresponding to a range $\approx \frac{1}{2}$ of the Pb thickness
 - ◆ Photons: 5 KeV
 - #elif VLOW-THR
 - ◆ Electrons: energy corresponding to a range $\approx z$ bin size, in Pb
 - ◆ Photons: 5 keV
 - #endif

SAME energy thresholds in all materials!

- **HINT:** go to <http://physics.nist.gov/PhysRefData/Star/Text/contents.html>

Exercise 8: Thresholds

Instructions : scoring

- Remove old scorings
- One USRBIN scoring DOSE over the target:
1 micron bins along z, 5 microns bins in the radial direction
- One USRBDX to score fluence of electrons and positrons
EXITING from the target first layer BACK into vacuum;
one single linear bin in angle, linear binning in energy.

Instructions: running

in the RUN window of Flair

- click on the + button in the Run/Input frame
- choose a name for the first threshold option , i.e. ex8_hi-thr
- select the correct directive in the "Defines" frame
- run 5 runs , 100000 primaries each
- repeat for the other thresholds defined

Exercise 8: Thresholds

Instruction: looking at the results

PLOT for each threshold

- 1-d projection along z of the dose
try to set the same y-scale for the three plots
(set yscale [xx : yy] in the gnuplot options)
compare the results for the 3 thresholds

- the usrbdx output (try to put all three on the same plot)

Exercise 8: Solution - settings

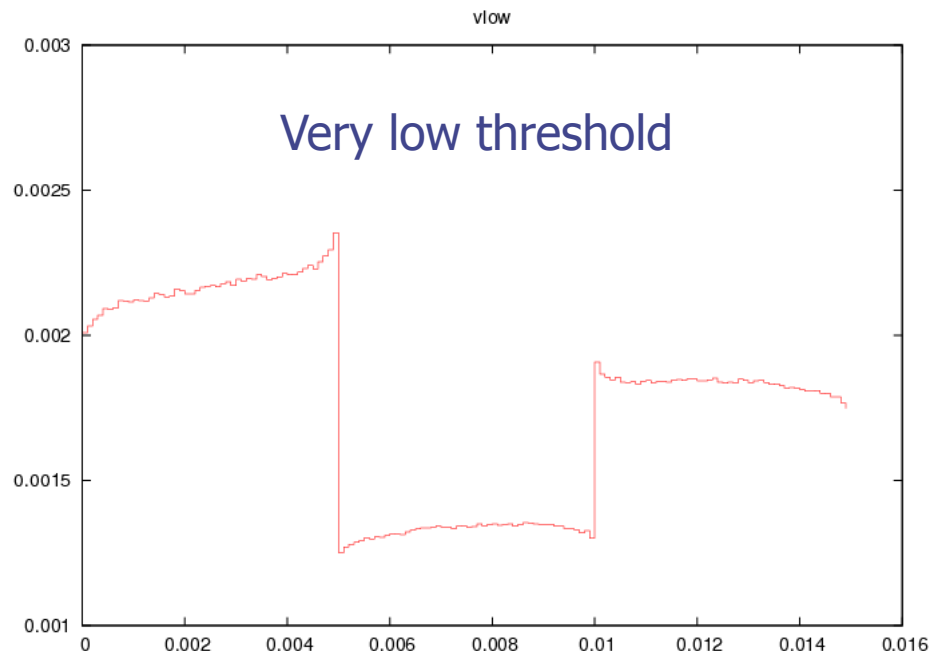
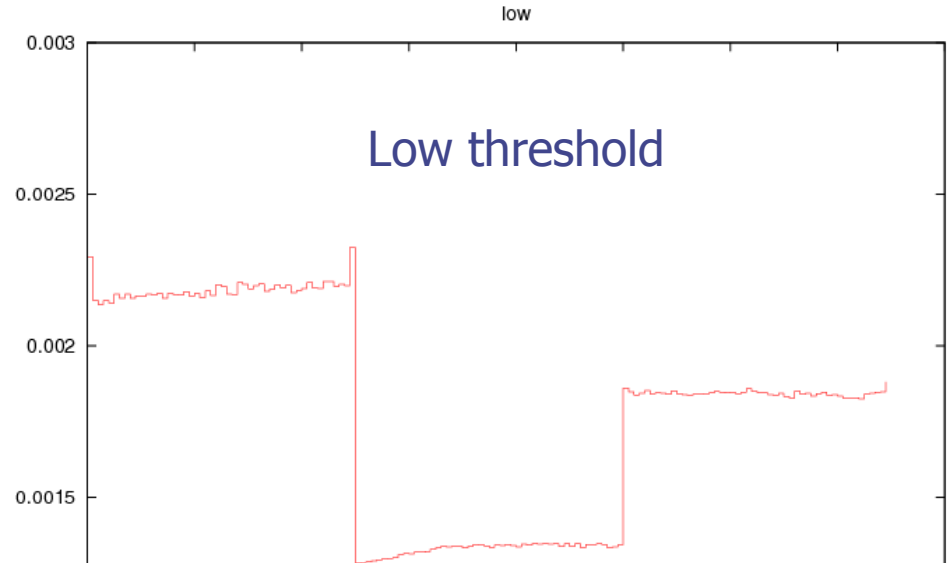
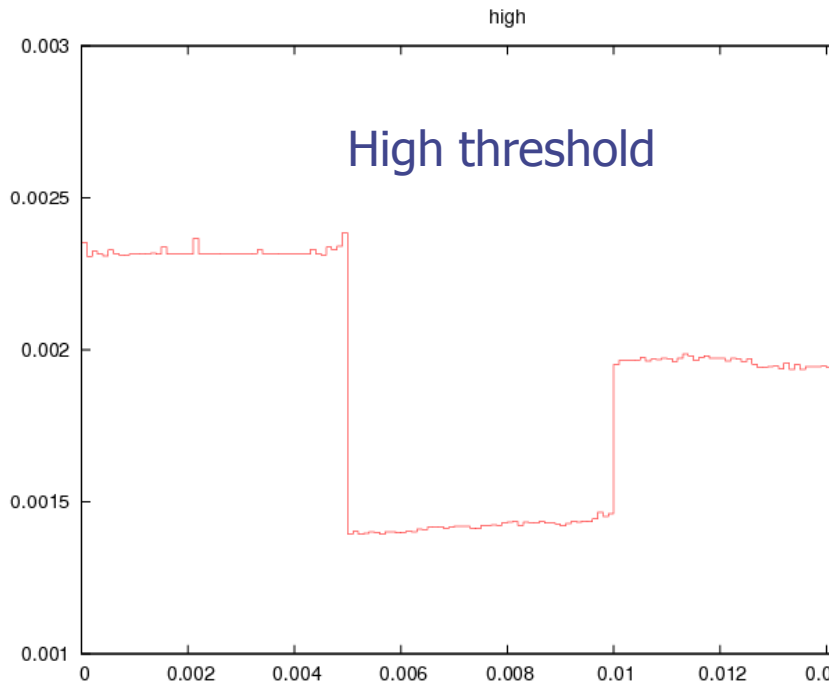
Results

- “low threshold”
 $25\mu \text{ Pb} = 2.8 \cdot 10^{-2} \text{ g/cm}^2 \rightarrow 100 \text{ keV}$
- very-low threshold
 $1\mu \text{ Pb} = 1.1 \cdot 10^{-3} \text{ g/cm}^2 \rightarrow 10 \text{ keV}$
(or 12, but we choose a round number for ease)
- to be set:
 - EMFCUT with PROD-CUT (set production threshold)
 - EMFCUT with BLANK (set transport threshold)
 - DELTARAY (in case we run protons later..)

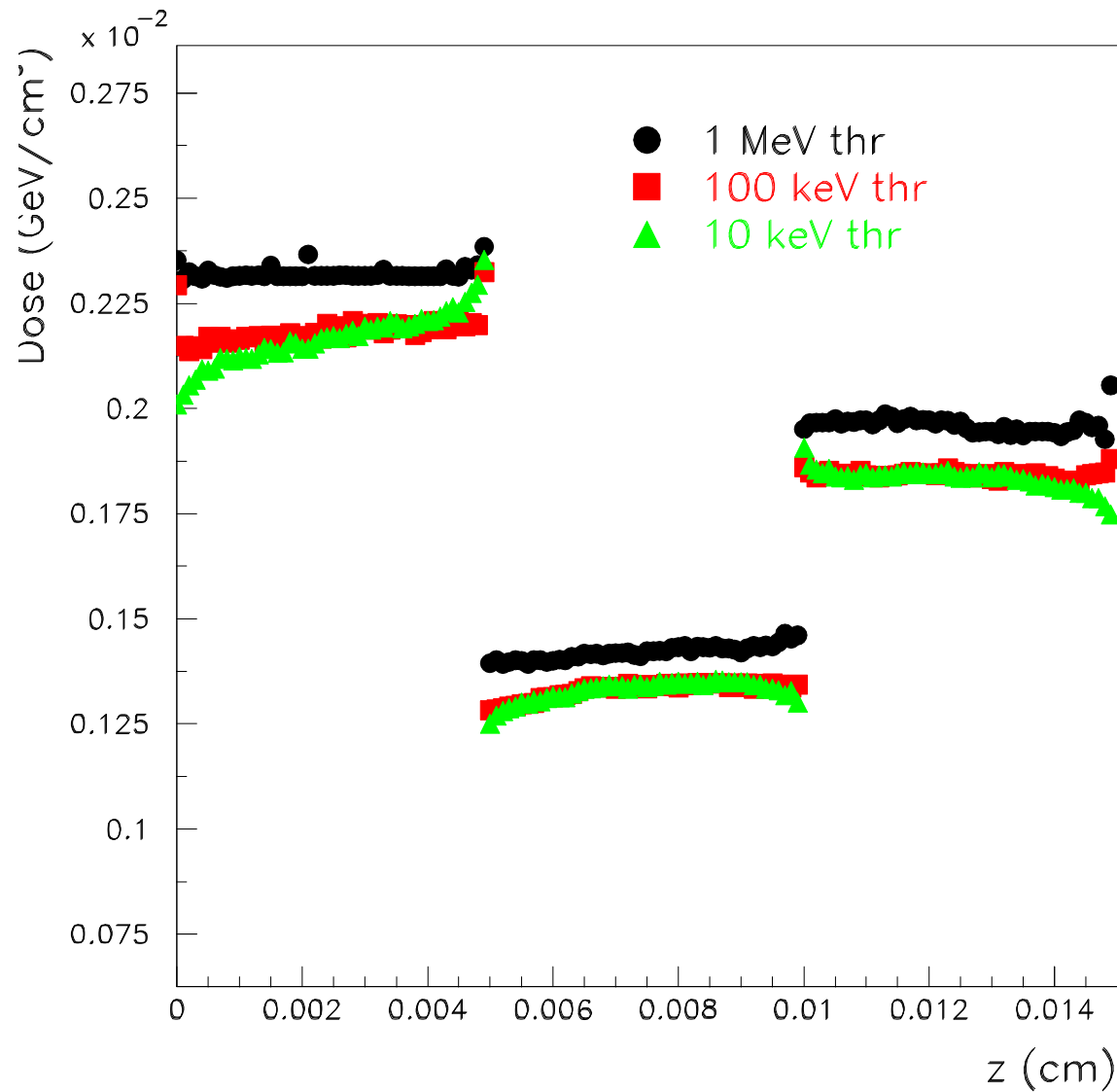
Warning:

to set KINETIC energy in EMFCUT the WHAT(1) value must be NEGATIVE, otherwise it sets the TOTAL energy

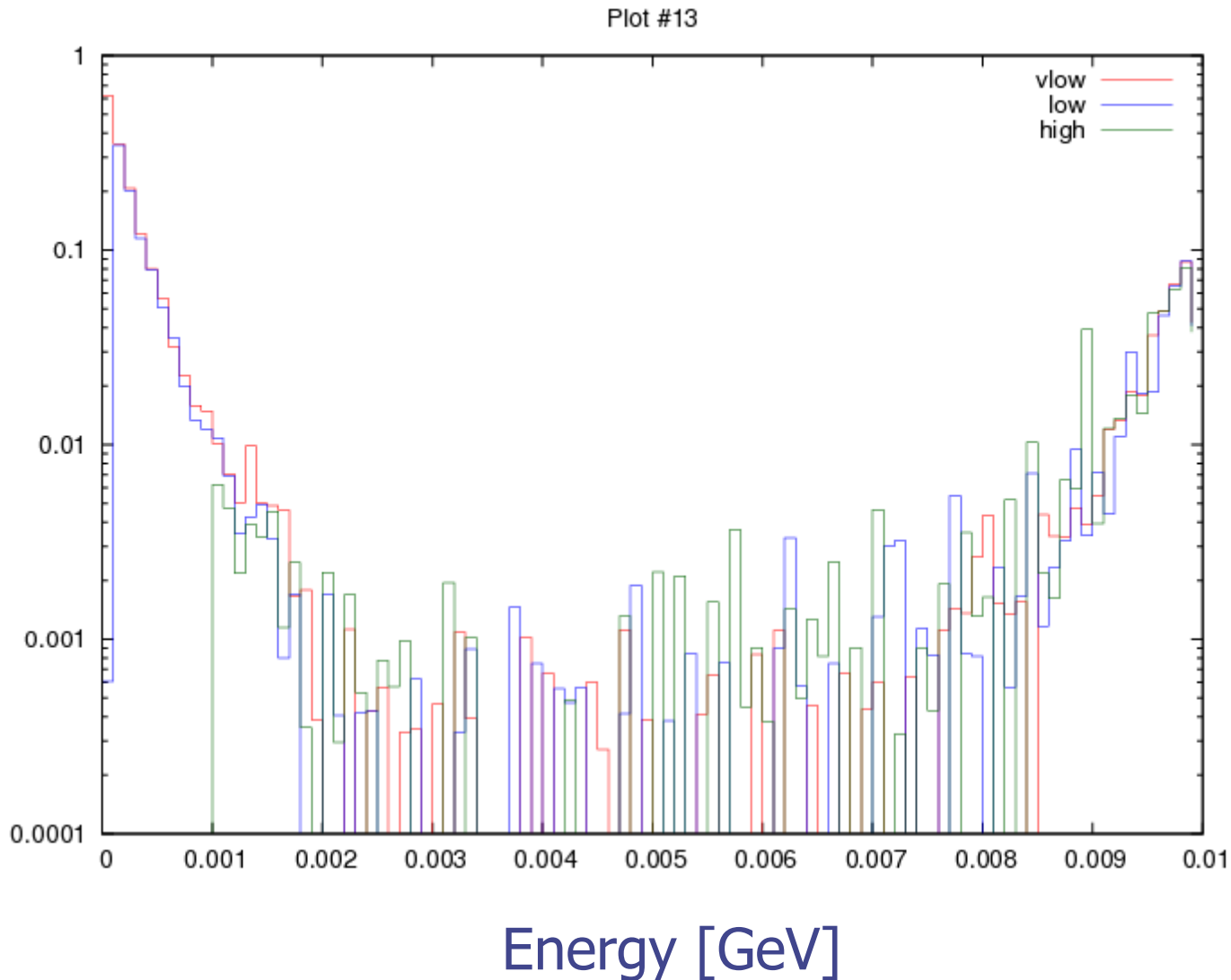
Exercise 8: Solution - electrons



Exercise 8: Solution - electrons



Exercise 8: Solution - backscattering



Exercise 8: Thresholds

Second part, protons!

Aim: learn more about thresholds and getting familiar with DPA
(Displacement Per Atom)

Instructions: settings

Change the BEAM to 4 MeV protons (#define PROTON)

For HI-THR, LOW-THR, and VLOW-THR cases, set proton threshold
at 10 MeV, 100 keV, and 1 KeV respectively

Add **MAT-PROP** cards specifying a **DPA-ENER** energy threshold of
25 eV for lead and **27 eV** for aluminum

Exercise 8: Thresholds

Second part, protons!

Instructions: results

Add one single **USRBIN** grid (having 50 bins in radius, 1 bin in Φ , and 100 bins in Z) on the aluminum and lead targets scoring **DPA-SCO** and **NIEL-DEP** (Non Ionizing Energy Loss) "with a suitable resolution" (it depends on the beam size)

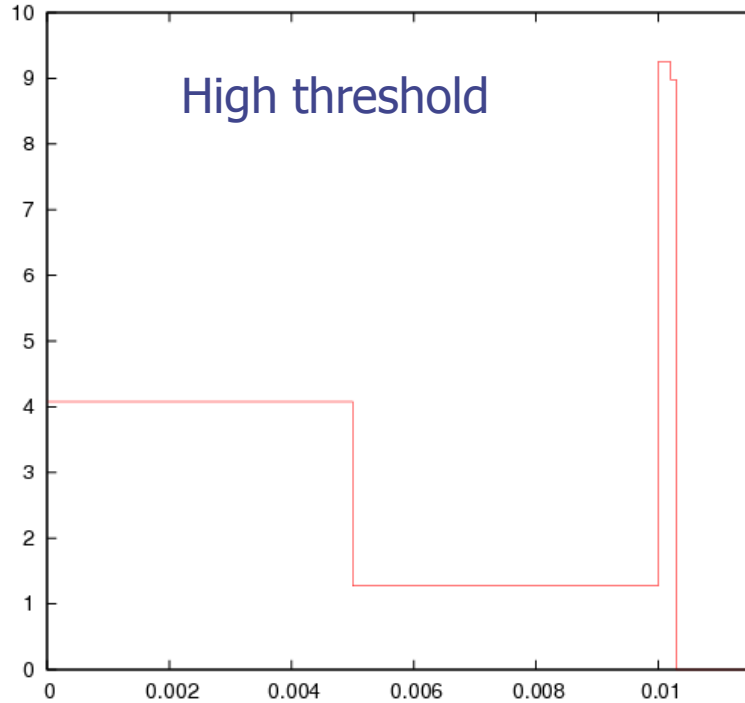
Question: why not scoring on water?

Evaluate the average number of **Displacements Per Atom (DPA)** for a 100 day long beam time and $1\mu\text{A}$ proton current

Plot the dose deposition (HI-THR and LOW-THR only) and see the difference; can you see and explain the effect of the different thresholds?

Exercise 8: Solution – proton beam

Plot #11



Plot #12

